



COOLEEDGE LUMINOUS CEILINGS FABRILUM RECTANGLES - UL LISTED (N. AMERICA): SPECIFICATIONS


PROJECT		REFERENCE TYPE	
SPECIFIED BY		QUANTITY	
DATE		NOTE	Luminous Ceilings

DESCRIPTION

FABRILum luminaires deliver best-in-class immersive illumination at a scale that brings the feeling of the outdoors to interior spaces. More than that, FABRILum goes **beyond lighting** to deliver so much more; unparalleled acoustic performance and new architectural forms.

Perfect for almost any design including:

- Lobbies, atriums, and indoor plazas
- Open plan offices and co-working spaces
- Shop-in-shop retail
- Showrooms



SIZES

Nominal Size (W x L)	Suspended	Surface Mount	Recessed	Grid (T-Bar)
RS (4' x 4' / 1200mm x 1200mm)	✓	✓	✓	✓
RM (4' x 6' / 1200mm x 1800mm)	✓	✓	✓	
RL (4' x 8' / 1200mm x 2400mm)	✓	✓		
RXL (6' x 6' / 1800mm x 1800mm)	✓	✓		
RXXL (6' x 8' / 1800 x 2400mm)	✓	✓		

GENERAL

Location	Indoor, dry location only
Operating Temperature	0 – 40°C (32 – 104°F)
Storage Temperature	-40 – +85°C (-40 – +185°F)
Relative Humidity	90% max (non-condensing)
Input Voltage	120-277 VAC
Diffuser Material	Woven Polyester Fabric (coated)
Frame Material	Aluminum
Fire Rating	ASTM E84 Class A/EN:3501-1 Class B

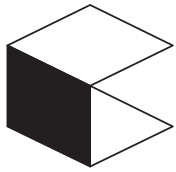


RoHS

Cooledge Lighting Inc.
110-13551 Commerce Parkway
Richmond, BC V6V 2L1 Canada

O +1 604 273 2665
F +1 604 273 2660
T +1 844 455 4448
W cooledgelighting.com

Cooledge Lighting reserves the right to change materials or modify the design of its product without notification as part of the company's continuing product improvement program.



COOLEEDGE LUMINOUS CEILINGS FABRILUM RECTANGLES - UL LISTED (N. AMERICA): SPECIFICATIONS

COOLEEDGE™

PHOTOMETRICS

Size	CCT	Flux (lm)	
		High (HF)	Standard (SF)
RS	3000K	9,700	5000
	3500K	10,000	5000
	4000K	10,300	5000
	TNW	8,950	5000
RM	3000K	14,600	7500
	3500K	15,050	7500
	4000K	15,500	7500
	TNW	13,450	7500
RL	3000K	19,400	10000
	3500K	20,000	10000
	4000K	20,600	10000
	TNW	17,900	10000
RXL	3000K	21,850	11000
	3500K	22,500	11000
	4000K	23,200	11000
	TNW	20,150	11000
RXXL	3000K	28,700	14500
	3500K	29,600	14500
	4000K	30,500	14500
	TNW	26,500	14500

CRI (Ra)	>90
Color Uniformity (Typical)	2 SDCM
Lumen Maintenance (L80)	75,000 hr

TM-30-15 DATA

Index	TNW*	3000K	3500K	4000K
Rf	90	90	89	90
Rg	102	98	99	100

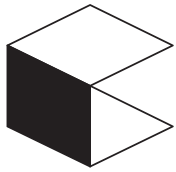
*TNW = Tunable White 2700K-5700K (both channels @50%)

For more details about **FABRILum** color rendering properties, please see "Light Quality Metrics" at www.cooledgelighting.com

ACOUSTIC PERFORMANCE

Mounting Type	Noise Reduction Coefficient	Sound Absorption Average	Weighted Sound Absorption Coefficient (ISO EN11654)
	NRC	SAA	α_w
Suspended	0.90	0.91	0.90
Surface Mount	0.60	0.62	0.45 (M)
Recessed (Grid)	0.65	0.66	0.40 (LM)

A full acoustic report is available at <https://www.cooledgelighting.com/acoustic-lighting#testreports>



COOLEGE™

COOLEGE LUMINOUS CEILINGS FABRILUM RECTANGLES - UL LISTED (N. AMERICA): SPECIFICATIONS

INPUT POWER

Nominal Size	CCT	High Flux (HF)	Standard Flux (SF)
		Power (W)	Power (W)
RS 4' x 4' 1200mm x 1200mm	3000K	131	69
	3500K	131	68
	4000K	131	66
	TNW	131	72
RM 4' x 6' 1200mm x 1800mm	3000K	196	103
	3500K	196	101
	4000K	196	99
	TNW	197	108
RL 4' x 8' 1200mm x 2400mm	3000K	261	137
	3500K	261	135
	4000K	261	132
	TNW	262	143
RXL 6' x 6' 1800mm x 1800mm	3000K	294	154
	3500K	294	151
	4000K	294	148
	TNW	295	161
RXXL 6' x 8' 1800mm x 2400mm	3000K	392	205
	3500K	392	201
	4000K	392	197
	TNW	392	216

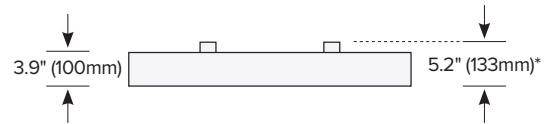


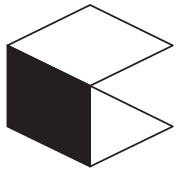
COOLEGE LUMINOUS CEILINGS FABRILUM RECTANGLES - UL LISTED (N. AMERICA): SPECIFICATIONS

DIMENSIONS

Size	External Dimensions mm (in)		Weight	# Mounting Points
	W	L	kg (lbs)	
RS	1193 (47.0)	1193 (47.0)	14 (31)	4
RM	1193 (47.0)	1768 (69.6)	25.8 (57)	4
RL	1193 (47.0)	2343 (92.2)	32.0 (71)	4
RXL	1768 (69.6)	1768 (69.6)	32.0 (71)	4
RXXL	1768 (69.6)	2343 (92.2)	41 (90)	4

- Profile Height = 100mm (3.9")
- Overall Height (including Mounting Rails) = 133mm (5.2")
- Surface Mount will have an opening of 33mm (1.3") between the frame and the ceiling

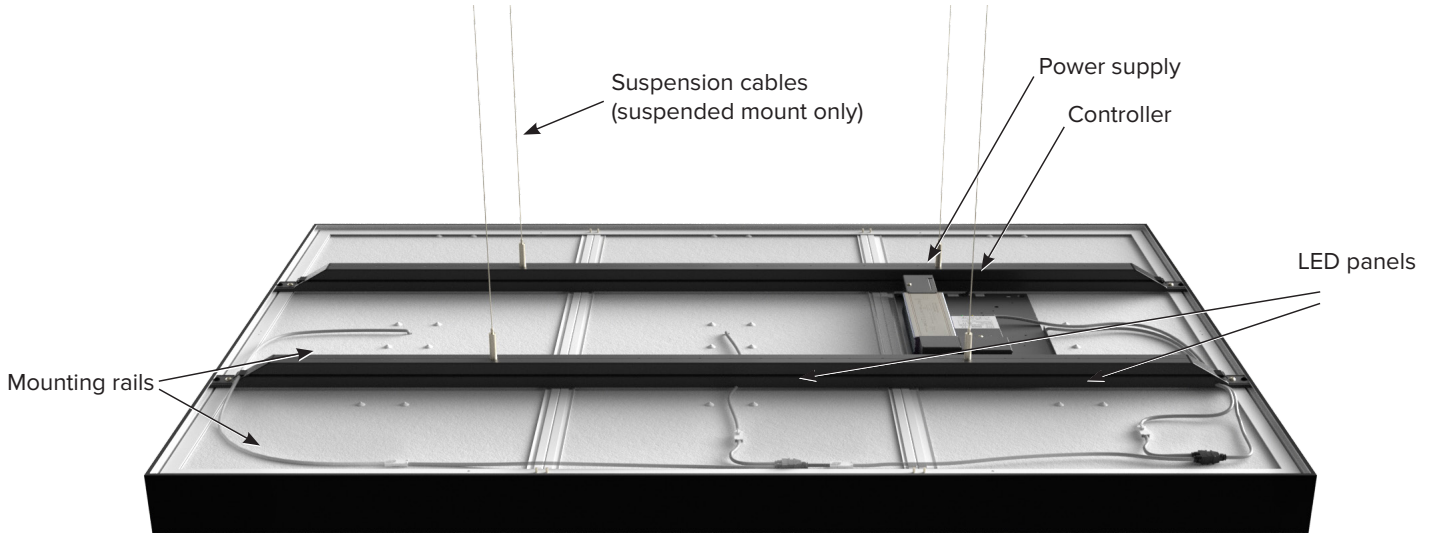




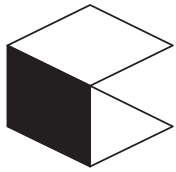
COOLEEDGE™

COOLEEDGE LUMINOUS CEILINGS FABRILUM RECTANGLES - UL LISTED (N. AMERICA): SPECIFICATIONS

MOUNTING DETAILS



Mounting Type	Mounting Kit Required	Notes
Surface Mount	No mounting kit necessary	Mounts directly to the ceiling material through the mounting rails
Suspended	Mounting Kit included	Hardware for cable attachment to luminaire
Recessed	Mounting Kit included	Provides a trim for mounting within drywall or plaster ceiling (RS, RM sizes only)
Grid (T-Bar) - Metric	No mounting kit necessary	Lay-in for use with 24mm T-Bar (RS size only) Specify Surface Mount luminaire
Grid (T-Bar) - Imperial	LACC-GR-K	Adapter plate enables lay-in for use with 15/16" T-Bar (RS size only) Specify Surface Mount luminaire plus LACC-GR-K



COOLEGE LUMINOUS CEILINGS FABRILUM RECTANGLES - UL LISTED (N. AMERICA): SPECIFICATIONS

COOLEGE™

WELL STANDARD (V2)

Cooledge FABRILum luminaires enhance the user experience of spaces by delivering immersive illumination that impacts not only the visual, but also the emotional and physiological, response of people. New standards that define requirements for promoting design that enhances well-being are emerging. One of those standards, WELL v2, includes 9 “features” for lighting design that define requirements for the quality and composition.

The following data is provided to assist designers in determining compliance with the WELL v2 standard when incorporating Cooledge FABRILum luminaires in their design.

Feature L03: Circadian Lighting Design

This feature requires a calculation of Equivalent Melanopic Lux (EML):

$$EML = \text{Photopic Lux} \times \text{Melanopic Ratio}$$

Melanopic Ratio for FABRILum

	TNW*	3000K	3500K	4000K
Melanopic Ratio**	0.704	0.517	0.620	0.779

*Tunable White: 2700K @ 50% + 5700K @ 50%

**Calculated using the IWBI Melanopic Ratio calculator

Feature L04: Glare Control

This feature requires maximum values for different types of glare measurements.

Compliance requirement (d): Luminance < 6000 cd/m² between 45°-90° from nadir

Maximum Luminance for FABRILum

	Standard Flux (SF)	High Flux (HF)
Maximum Luminance* (cd/m ²)	1465	2200

*Maximum occurs at 45°

Feature L07: Electric Light Quality – Part 1 Ensure Color Rendering Quality

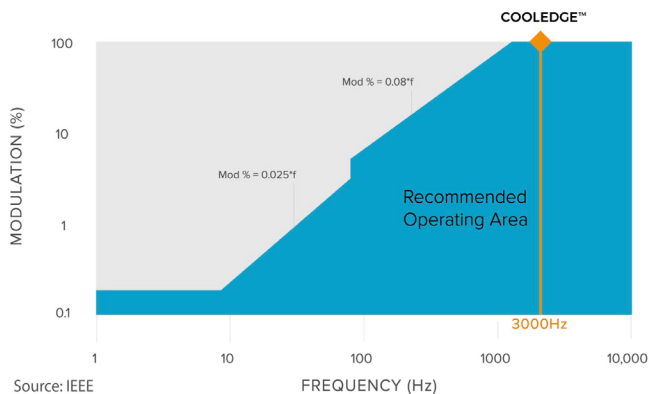
This feature requires minimum values for color rendering.

Compliance requirement (a): CRI > 90

CRI (Ra) for FABRILum

	TNW*	3000K	3500K	4000K
CRI (Ra)	96	94	94	94

Feature L07: Electric Light Quality – Part 2 Manage Flicker



For LED-based luminaires, this feature requires specific values for the combination of frequency and modulation.

Compliance requirement: Meet IEEE 1789-2015 Standard Practice Recommendation

Source: IEEE

FREQUENCY (Hz)